

St. Hedwig Catholic Church

Los Alamitos, California

Eucharistic Ministers of Holy Communion

Guidelines November 2019



Lord, I am not worthy that you should enter under my roof, only say
the word and my soul shall be healed.

Deacon Gary Mucho

Elizabeth Jones - elijones562@gmail.com

CONTENTS

Introduction & Commissioning	4
Basic Requirements	5
Guidelines for EMHC's for the Diocese of Orange.....	5
Scheduling for Weekend Masses.....	6
Family Emergencies, Illness, Inability to Serve	7
Personal Preparation.....	7
For men, in general, this means:	7
For women, in general, this means:	7
Not allowed:	8
Arrival at Mass / Where to Sit.....	8
Sacred Vessels & Tabernacle Security	9
The Role of the Sacristan.....	9
The Role of the Team Captain	10
The Role of the "The Key" B1 Position	10
Retrieval of Consecrated Hosts by "The Key"	11
Approaching the Altar	12
EMHC Stations.....	13
Walk-On's for Open Positions	14
Apportion & Reception of Communion by EMHC's	14
Distribution of Holy Communion.....	14

Distributing the Body of Christ.....	15
Running Low On the Body of Christ.....	15
Damaged or Non-Consumable Hosts.....	16
Distributing the Blood of Christ	16
Running Out of the Blood of Christ	16
Accidental Spilling the Blood of Christ	17
Non-Communicants (Non -Catholics or Others Not Receiving).....	17
Distributing to those with Mobility Limitations	17
After Communion.....	18
Ministers of the Body – Post Communion	18
Ministers of the Blood – Post Communion.....	19
Crystal and The Presiders Chalice	19
Communion for Music Ministers & the Choir.....	19
Guidelines to the Ministers of the Sick / Homebound.....	20
Purification of the Sacred Vessels After Mass.....	21
Purification of the Holy Vessels.....	21
Cleansing of the Sacred Vessels.....	22
Prayer for Extraordinary Ministers of Holy Communion.....	23
Reading Resources	23
Notes:.....	23
Reflections for Eucharistic Ministers by Father Austen Fleming.....	24

INTRODUCTION & COMMISSIONING

The document Norms for the Distribution and Reception of Holy Communion Under Both Kinds in the Dioceses of the United States of America defines the minister of Holy Communion.

By virtue of his sacred ordination, the bishop or priest offers the sacrifice in the person of Christ, the Head of the Church. He receives gifts of bread and wine from the faithful, offers the sacrifice to God, and returns to them the very Body and Blood of Christ, as from the hands of Christ himself. Thus, bishops and priests are considered the ordinary ministers of Holy Communion. In addition, the deacon who assists the bishop or priest in distributing Communion is an ordinary minister of Holy Communion. When the Eucharist is distributed under both forms, "the deacon ministers the chalice." 1

When the size of the congregation or the incapacity of the bishop, priest, or deacon requires it, the celebrant may be assisted by other bishops, priests, or deacons. If such ordinary ministers of Holy Communion are not present, "the priest may call upon extraordinary ministers to assist him, i.e., formally instituted acolytes or even some of the faithful who have been commissioned according to the prescribed rite. In case of necessity, the priest may also commission suitable members of the faithful for the occasion." 2

In short, an Extraordinary Minister of Holy Communion (EMHC) 3 is a lay person or religious who has been deputed by the bishop for a period of time, or by a Priest for a single occasion, to assist the Priest and/or Deacon in distributing Holy Communion on those occasions where a shortage of ordained clergy makes it impossible for them to distribute Holy Communion to all the faithful in a reasonable way.

Your willingness to serve as an Extraordinary Minister reflects not only a response to your Baptismal call to serve the people of God, but a commitment to Christ as you share in the preaching, teaching and leading aspects of the church. Your willingness to commit your time, to prepare properly and to arrive on time dressed appropriately for Mass, further reflects that commitment.

1 Norms for the Distribution and Reception of Holy Communion Under Both Kinds in the Dioceses of the United States of America, paragraphs 26 & 27.

2 Norms for the Distribution and Reception of Holy Communion Under Both Kinds in the Dioceses of the United States of America, paragraph 28.

3 The proper term for laypeople delegated to distribute Holy Communion at Mass is "Extraordinary Minister of Holy Communion" here often abbreviated to "Extraordinary Minister". The preference for this term is noted in Redemptionis Sacramentum 156.

BASIC REQUIREMENTS

- Baptized and confirmed Catholic men and women.
- Over the age of 25, exceptions may be allowed with Pastoral approval.
- If married, be married within the Catholic Church. If divorced, this does not make you ineligible; rather you are encouraged to discuss the matter with the Pastor or his delegate.
- EMHC's should sincerely try to live the Gospel message in their communal and individual lives.
- EMHC's should faithfully participate in the Sunday Eucharist and be in a state of God's grace in every aspect of their lives.

GUIDELINES FOR EMHC'S FOR THE DIOCESE OF ORANGE

Guidelines for the Diocese of Orange are provided through the Office of Worship for general observations and principals regarding the importance of this ministry within the church.

The guidelines for St. Hedwig Catholic Church follow the contents of the Diocese guidelines which are based upon liturgical law, the demands of a good Eucharistic liturgy and the expectations of the universal and local church.

EMHC's of St. Hedwig Church are encouraged to view and download copies of the Diocese guidelines found on-line at the below url.

<https://www.rcbo.org/resource/guidelines-for-extraordinary-ministries-of-holy-communion/>

SCHEDULING FOR WEEKEND MASSES

At present, there are 45 positions every weekend in Ordinary time to ensure that Holy Communion is provided to the congregation with reverence and order.

Flexibility is offered so we can schedule in advance the appropriate number of ministers. While walk-up ministers from time to time may be needed, it is the goal of the ministry to schedule for enough ministers in advance so that the Presider, Congregation, and fellow Ministers remain focused on the serving of the Body & Blood of Christ, and not open positions.

Scheduling of EMHC's are processed through an online system entitled Ministry Pro <https://secure.rotundasoftware.com/l/web-terminal/login/sainthedwig?user=sainthedwig>

EMHC's are urged to update their service profile with dates that they are unable to serve (i.e.: vacation, medical needs, other).

**** See note about Christmas, Easter and Holy Days of Obligation ****

When the schedule has been issued, EMHC's will receive an email from the system. It is requested that all EMHC's validate their contact information and service preferences once a quarter.

EMHC's are assigned to teams of nine (9) persons that serve the same mass every other weekend. New EMHC's are assigned to teams based upon openings available and preference.

Teams are designated by their Mass Time and Color (Red or Green)

5:30 Saturday	8:00am Sunday	10:00 am Sun	12:00 pm Sun	5:30 pm Sun
5:30 Saturday	8:00am Sunday	10:00 am Sun	12:00 pm Sun	5:30 pm Sun

If you wish to be assigned to a team, change teams, or be removed from a team, contact the ministry leader or team leader to check on openings and availability.

EMHC's that serve in other Liturgical Ministries are not assigned to a team, unless they request specifically request it.

St. Hedwig Church does not commission Walk-On-Only Ministers.

***Masses for Christmas, the Easter Triduum, and Holy Days of Obligation are not scheduled by teams, online sign-ups are made available about two weeks beforehand and are filled on a first come, first serve basis. ***

FAMILY EMERGENCIES, ILLNESS, INABILITY TO SERVE

EMHC's are responsible for promptly requesting a substitute if needed. Please use the online system to request a substitute.

Last minute needs for a substitute i.e.: family emergency, illness, should be brought to the attention of the team leader or Sacristan.

If you become incapacitated to serve during an active schedule period, temporarily or permanently, please send an email to the ministry leader letting them know of your status and when you expect to return to the Ministry.

PERSONAL PREPARATION

EMHC's should be spiritually prepared for the ministry, in the state of grace, and receive the Eucharist at each Mass they serve.

EMHC's are expected to receive both the Body and Precious Blood at each Mass they serve.

Dress to convey the dignity of the ministry. EMHC's can be viewed by the entire congregation and should set an appropriate example. The attire chosen should not distract communicants from seeing Jesus in the Eucharist.

Proper attire for normal weekend Masses is business casual.

Holidays and Holy Days of Obligation should be expressed with higher regard.

FOR MEN, IN GENERAL, THIS MEANS:

Slacks, khakis or chinos with a collared shirt. For special Mass days or a Holy Day of obligation, jackets with tasteful ties are encouraged. Shoes should be appropriate for the style of pant.

FOR WOMEN, IN GENERAL, THIS MEANS:

Skirts, dresses or pants with a modest top that covers most if not all of the shoulder and appropriate footwear. Women are encouraged to follow the 2" fashion guidelines, meaning that necklines of tops cover a minimum of 2" of décolletage, shoulder straps should be at least 2" wide, skirts/dresses should be no shorter than 2" above the knee, heels or pumps no higher than 2".

NOT ALLOWED:

Tee-shirts with logos, sport and tank tops, sleeveless or spaghetti strap tops, see-through materials, tattered or worn jeans, sweats, athletic shoes, visible undergarments such as boxers or bra straps, ill-fitting clothing such as tight shirts, bare midriffs, baggy waistbands, stained and wrinkled garments.

Care should be taken not to use heavy cologne, aftershaves or perfumes or off-smelling substances such as tobacco products.

Jewelry should be tasteful, not flashy with special care given to rings and bracelets that may come into contact with the ciborium or chalices.

Hair, Facial Hair, and Fingernails should be neat, clean and presentable.

All EMHC's regardless of which position they will serve during Mass should wash their hands before the start of Mass. There are sinks in the sacristy and restrooms in the side vestibule of the church for this purpose.

If you are ill or might appear to be sick (i.e.: Coughing, sneezing) please secure a substitute. If it is the same day in which you are scheduled to serve mass, please attempt to alert your team leader or the sacristan.

ARRIVAL AT MASS / WHERE TO SIT

Arrive 15 to 20 minutes before the assigned Mass and check in the Sacristy.

Initial the sign-in sheet in the sacristy and note which station you wish to serve.

- When present, team captains are encouraged to sign up for the "Key" position, however, to ensure the "Key" is covered, anyone can take that position.
- If your regular position is taken, you are asked to be flexible and select a station that is available.
- If all EMHC's have not checked in five (5) minutes before the start of Mass, the sacristan and the team leader will work together to find a substitute from the congregation.
- Do not linger in the Sacristy or have loud conversations with other ministers that are not pertinent to Mass. Often, presiders are praying in the Sacristy after putting on their vestments.

When choosing a seat in the congregation for Mass, please attempt to sit on the end of pews, near the front. The exception to this is the "Key" who should sit towards the rear of the church near the tabernacle to retrieve the ciborium of consecrated hosts at the appropriate time.

There is a reserved pew for EMHC's and the Sacristan behind the altar servers. EMHC's are encouraged to sit in the congregation with their family; if attending Mass alone, the pew behind the altar servers is reserved specifically for EMHC's and the Sacristan and is optional.

SACRED VESSELS & TABERNACLE SECURITY

THE ROLE OF THE SACRISTAN

Opens the sacristy safe to begin preparing the sacred vessels for Mass. The safe will remain open until after the collection has been taken and deposited in the safe.

The Sacristan, not the EMHC's, is to prepare the sacred vessels for Mass ensuring the proper number of ciboria and chalices are set out for the Mass.

The Sacristan is responsible for removing the Tabernacle Key from the safe. The key is on a chain so that it may be placed around the neck for convenience and security.

EMHC's should not take the key from the safe unless asked to do so by the Sacristan.

The Sacristan will maintain custody of the key until EMHC "The Key" has arrived and signed in. The Sacristan and EMHC "KEY" are jointly responsible to ensure that the key is transferred before Mass starts.

Obtains the key from EMHC "The Key" at the conclusion of Mass, places it back in the safe and re-locks the safe.

THE ROLE OF THE TEAM CAPTAIN

Each EMHC team has a Captain whose role is to ensure all EMHC's have checked into the Sacristy before Mass begins. If there is a vacancy the Captain should work with the Sacristan to solicit EMHC's from the Congregation before the Mass begins.

The team Captain also serves in the "The Key" position but may give "The Key" to any member of the team if so desired. See Next Section for the Role of "The Key".

THE ROLE OF THE "THE KEY" B1 POSITION

The responsibility for "The Key" is held by the B1 position.

"The Key" B1 obtains the tabernacle key from the Sacristan.

Opens the tabernacle at Communion time, removes the ciborium containing the consecrated hosts, re-locks the tabernacle, removes the key, and takes the ciborium to the Celebrant following Communion, re-opens the tabernacle, transfers by hand remaining consecrated hosts into a single large ciborium, then places the remaining consecrated hosts in the tabernacle, re-locks the tabernacle, and removes the key.

Maintains custody of the key until it can be transferred to the Sacristan, who is responsible for placing it back in the sacristy safe and re-locking the safe.

RETRIEVAL OF CONSECRATED HOSTS BY “THE KEY”

Following the Our Father the EMHC “The Key” (with the key to the tabernacle) will:

Proceed to the Blessed Sacrament Chapel from a position in the rear of the section of the church nearest the chapel.

Unlock the tabernacle, bow and remove the large ciborium.

Re-lock the tabernacle and remove the key.

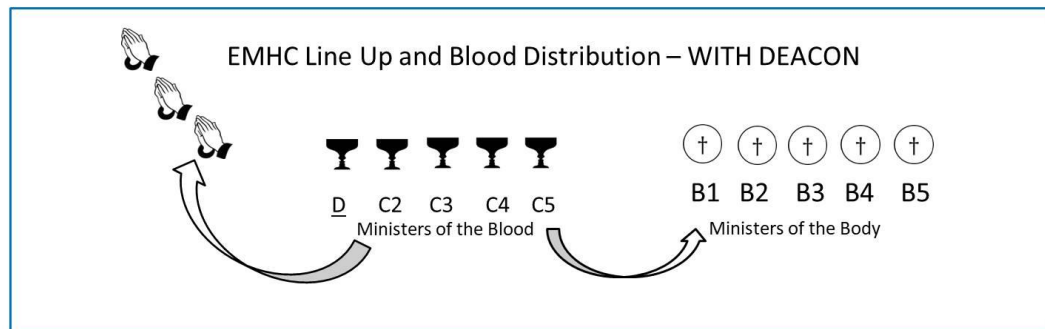
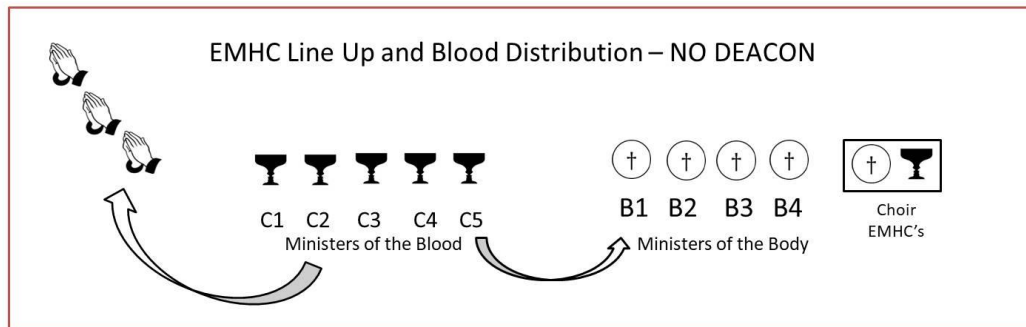
Take the ciborium to the altar and hand it to the Priest or Deacon or place it on the altar.

Join the Sacristan in the 2nd pew behind the altar servers and kneel with the rest of the congregation until the appropriate time to approach.

APPROACHING THE ALTAR

While the priest is consuming the Body & Blood of Christ and has placed his chalice on the altar, should EMHC's approach the altar.

- The Ministers of the Body will proceed to the Credence Table, use the hand sanitizer provided, and then take their place in front of the altar.
- Ministers of the Blood should not utilize the hand sanitizer and will proceed directly to the front of the altar.
- All Ministers should pause and gently bow before proceeding to their places when crossing in front of the altar.
- All Ministers should stand on the ground floor, forming one line facing the Priest, leaving ample space for walk-ons when appropriate.



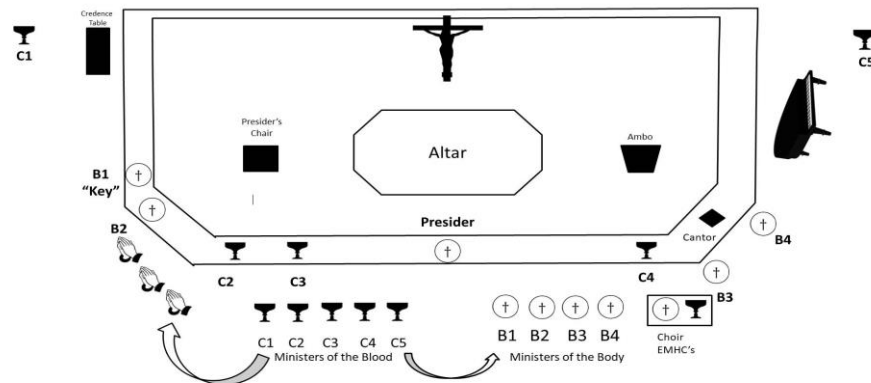
Note: When present, the Choir EMHC's manage their own distribution of the Blood.

EMHC STATIONS

REGULAR WEEKEND STATIONS – No Deacon on Altar

Stations B1 “The Key”, B2, B3, B4 Serve the BODY of Christ

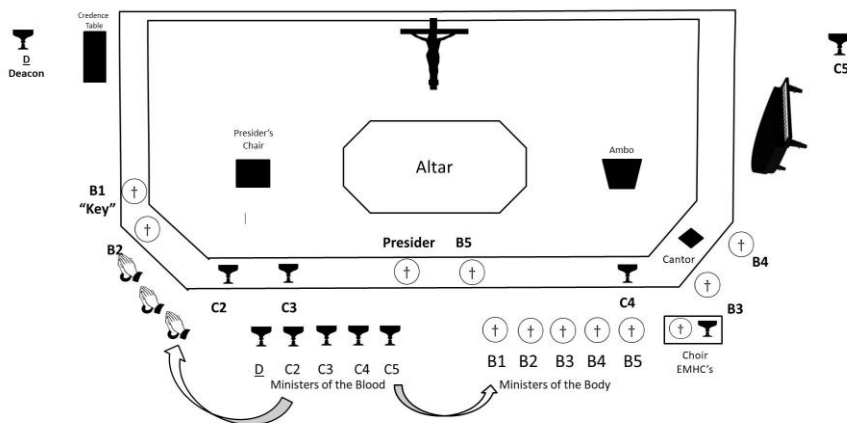
Stations C1, C2, C3, C4, C5 Serve the Blood of Christ



REGULAR WEEKEND STATIONS – WITH DEACON

Stations B1 “The Key”, B2, B3, B4, B5 Serve the BODY of Christ

Stations C1, C2, C3, C4, C5 Serve the Blood of Christ, from the CHALICE or CUP



As the Ordinary Minister of the Chalice, the Deacon assumes the C1 position serving the BLOOD of Christ. B5 will serve the Body, standing next to the Presider.

WALK-ON'S FOR OPEN POSITIONS

EMHCs in the congregation not assigned to the Mass should count to see that there are nine 4 EMHCs present to distribute the Body and 5 EMHC's to distribute the Blood.

When there are fewer than nine (9), Walk-Ons should observe where the assigned EMHC's have positioned themselves to discern which station to fill (see diagram on preceding page).

Be Aware...if you see a Deacon assisting at the Mass do not fill the #C1 position. There should be only four (4) Ministers of the Precious Blood standing on the chair side of the sanctuary, the Deacon is the 5th. There should be five (5) Ministers of the Body standing on the Ambo side of the sanctuary.

Although the dignified dress is still necessary and encouraged at all Masses (see Personal Preparation Section), Walk-Ons should not be afraid to come forward if they are not perfectly dressed.

However, please do not come forward in inappropriate dress, such as shorts, tank tops, etc...

If you do walk on, please write your name and position you served on the sign in sheet after mass.

APPORTION & RECEPTION OF COMMUNION BY EMHC'S

The Priest will apportion the Eucharist into the ciboria.

The Priest will distribute the Body to all EMHC's. He will then distribute the Precious Blood to Extraordinary Ministers of the Cup.

The station #C5 EMHC will distribute the Precious Blood to the Ministers of the Body, and the station #C2 EMHC will distribute the Precious Blood to the Altar Servers. (Refer to diagram)

The Priest will then give Ministers of the Body a ciborium for distribution of the Body to the faithful. If a Deacon is present, he will assist the Presider.

DISTRIBUTION OF HOLY COMMUNION

Once the EMHC's have received their respective vessels, they will proceed immediately to their assigned stations, stand on the first step or floor depending on position and face the altar.

NOTE: Carry the chalice or ciborium with dignity and care with both hands. Do not bow to the altar as you pass it.

When the Priest proceeds to his station, the EMHCs will then face the assembly and begin distribution of the Body and Precious Blood to the faithful.

DISTRIBUTING THE BODY OF CHRIST

Since the faithful are bowing before receiving Communion, be careful that their head does not hit the chalice or ciborium as they approach you.

Raise the host to eye level of the receiver. Observe their body position. Depending on the position of their hands it should give you an indication if they receive communion on the tongue or by hand. Before passing the host to them, look them in the eye saying, “the Body of Christ” in an audible but not overly loud tone and smile. Wait to have them say “AMEN”, before passing to their hands.

If a person appears too young or does not seem to know the proper process for receiving, ask if they are Catholic and have made their First Communion.

If a child approaches and you cannot reach their hands, as they are too low, gently coach them to raise them higher. Use discretion especially if a parent is present.

Maintain eye contact with the host until you know it has been consumed. If a person seems not to have placed the host into their mouth, gently say, “I could not see if you consumed the body of Christ”. Most people will confirm, in the rare exception if it is still being held, ask them to consume it, observe them doing so before serving the next communicant. If they refuse, ask them to return it to you and place it your opposite hand under the ciborium until it can be properly disposed of.

If the host is accidentally dropped, follow the 3-second rule, retrieve it to be consumed or place it in your hand to be properly disposed of later.

RUNNING LOW ON THE BODY OF CHRIST

When an EMHC runs out of the Body and needs more, the Body may be obtained from another EMHC. The transfer from one ciborium to the other should be done by the possessing EMHC.

Note: In the extremely rare case where the entire supply of the Body is being exhausted, broken portions may be distributed. It is recommended that pieces be at least a quarter of the original size.

DAMAGED OR NON-CONSUMABLE HOSTS

On the rarest occasion when a host cannot be consumed, following communion the EMHC should remain in the sacristy with it in hand until it can either be given to the Sacristan or the Presider to properly dispose of. Do not drop it down the sink or give it to an altar server.

Do not leave consecrated hosts in the Sacristy unattended.

DISTRIBUTING THE BLOOD OF CHRIST

Raise the chalice to eye level of the receiver. Smile and say in an audible voice “the Blood of Christ”. Maintain hand to hand contact of the cup before handing to the communicant.

When distributing the Precious Blood wipe, the chalice rim inside and out with the purificator and turn the chalice a quarter turn for each recipient. It is not necessary to wipe with force as over time this will dull the interior of the chalice.

Remove any visible contaminants such as lipstick from the chalice.

Constantly change the area of the purificator being used.

Be especially careful to change and not reuse areas of the purificator visibly soiled with lipstick or other contaminants.

Exercise extreme caution in handing the chalice, especially young children to the communicant to avoid any spillage of the Precious Blood.

RUNNING OUT OF THE BLOOD OF CHRIST

When an EMHC runs out of the Precious Blood the EMHC should place the purificator over the top of the chalice, proceed directly to the sacristy via the Blessed Sacrament chapel, place the chalice on the countertop near the sink, and return to the congregation for the final blessing and dismissal.

Do Not Pour the Precious Blood from one chalice to another.

Intinction is not allowed – dipping of the host into the blood

If someone approaches the chalice carrying the Body, ask them to consume the Body prior to offering the chalice. Politely state that dipping is not allowed and, if necessary, place your hand over the top of the chalice.

ACCIDENTAL SPILLING THE BLOOD OF CHRIST

If the Precious Blood accidentally spills, the EMHC should stand over the location until Communion is finished, and then place their purificator on top of the spot so it can be absorbed after Mass. If a large amount is spilled, suspend distribution of any remaining blood and use the purificator to maintain. In these rare occasions, ask an usher to stand over the spot until additional purificators can be brought from the Sacristy to absorb.

Alert the Sacristan after any spill to ensure that it is properly disposed of.

NON-COMMUNICANTS (NON-CATHOLICS OR OTHERS NOT RECEIVING)

For Non-Communicants who come forward during Communion with their arms crossed, the EMHC should place any host in their hand back in the ciborium, raise and extend their hand while saying, "Peace be with You" or "God Bless You"

Do Not Make the Sign of The Cross or say "May God bless you"

The EMHC may place the heel of the hand or the side of the hand on the shoulder or forehead. Never place your fingers on any part of the non-communicant.

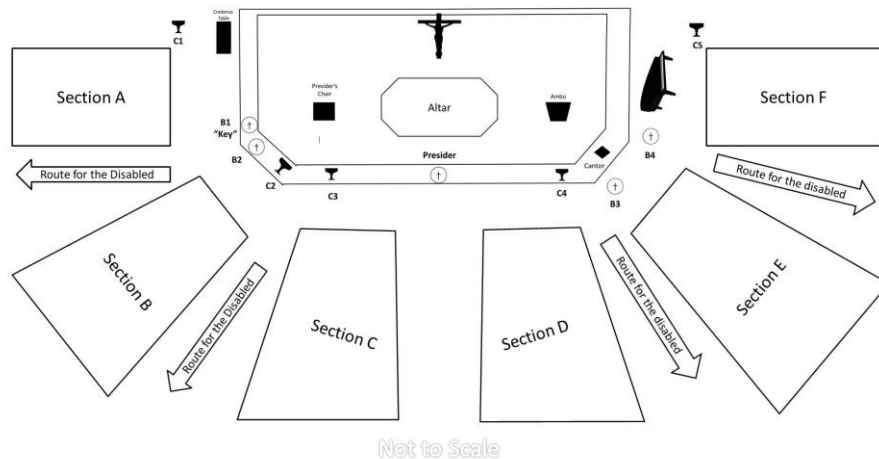
DISTRIBUTING TO THOSE WITH MOBILITY LIMITATIONS

EMHC's will distribute the Body and Precious Blood to those unable to come forward following distribution to the rest of the congregation.

EMHC's completing the distribution of either the Body or Precious Blood at their respective stations should assist the other EMHC's until all congregants coming forward have received.

Ushers will be responsible for notifying the EMHC's of those unable to come forward on their own and whether or not they will be receiving both the Body and Precious Blood.

Whenever possible the EMHC's should deliver communion to the disabled using the following pathways.



NOTE: The ushers are encouraged to use hand signals; one finger for the Body only, or two fingers for both species.

AFTER COMMUNION

It is not necessary to bow to the altar or the tabernacle when returning the sacred vessels to the sacristy, as there are residuals of both the Body and Precious Blood in the sacred vessels.

The Priest will hand off his ciborium to any EMHC who is proceeding to the Blessed Sacrament chapel at the time.

MINISTERS OF THE BODY – POST COMMUNION

Proceed immediately to the Blessed Sacrament Chapel following distribution to the faithful. The first EMHC arriving in the chapel will be responsible for:

Combining the contents of the other EMHC’s ciboria into one ciborium. This is to be accomplished by transferring handfuls of hosts from one ciborium to another by hand; do not pour the hosts from one ciborium to another.

Returning the empty ciboria to the other EMHC’s who will immediately take them to the sacristy, place them on the countertop near the sink, and return to the congregation for the final blessing and dismissal.

Someone must always be waiting for the “The Key” to open the tabernacle before leaving the Blessed Sacrament Chapel.

Never leave consecrated hosts unattended.

MINISTERS OF THE BLOOD – POST COMMUNION

Consume any residual Precious Blood. If need be, ask other Ministers for assistance in consuming. Leave the chalice on the countertop near the sink, covered by a purificator.

Never leave unconsumed Precious Blood in the Sacristy unattended.

All EMHC's should return to the congregation after securing the Sacred Vessels in the Sacristy. *The exception to this would be if there was a damaged host that could not be consumed, then remain in the sacristy until after Mass has finished.*

CRYSTAL AND THE PRESIDERS CHALICE

EMHC's wanting to aid the Sacristan after Mass with retrieval of the crystal should always ask the Sacristan before Mass if they can assist.

The priests will purify their own chalices at the altar following Communion. The altar servers will transfer the chalice from the altar to the Credence Table, where it will remain until retrieved by the Sacristan and placed on the table in the Priests' vesting area following the conclusion of the Mass.

EMHC's are never to retrieve the Presider's Chalice from the credence table unless they have been asked to do so by the Sacristan.

COMMUNION FOR MUSIC MINISTERS & THE CHOIR

EMHC's number B4 (Body) and C5 (Cup) should remain in place to offer communion to the musicians and cantor.

EMHC's to the choir will take Communion to the choir immediately after receiving themselves.

When finished, the choir EMHC distributing the Body will proceed directly to the Blessed Sacrament chapel and present the ciborium to the standby EMHC who will combine the contents of the ciborium with the ciborium on the Blessed Sacrament chapel altar and return the empty ciborium to the choir EMHC. Take the empty ciborium to the sacristy, place it on the countertop near the sink, and return to the choir for the final blessing and dismissal.

If the choir EMHC is the first EMHC to arrive in the Blessed Sacrament chapel, the choir EMHC should stand-by until another EMHC arrives to take custody of their ciborium and combine the contents of the two ciboria.

If the choir EMHC does not reach the Blessed Sacrament chapel, after the tabernacle has been closed and lock. The EMHC should proceed to the Sacristy and stay with the consecrated hosts until the “The Key”, Sacristan or Presider can re-open the tabernacle for safe keeping of the Body of Christ.

When finished, the EMHC distributing the Precious Blood should consume the remainder and place the chalice, covered by a purificator on the counter in the sacristy to be purified.

GUIDELINES TO THE MINISTERS OF THE SICK / HOMEBOUND

Commissioned EMHC’s may take Communion to the sick provided they have approval from the Pastor.

EMHC’s in this ministry are required to go through Safe Environment Training and submit fingerprints per Diocese policy.

EMHC’s should present a pyx to the celebrant either before or at the end of Mass to be blessed and ritually sent to extend the unity of the Eucharist to those who are sick and unable to attend Mass.

EMHC’s should not approach other Extraordinary Ministers of Holy Communion with a pyx for receipt of the Body to be distributed to the sick/homebound.

EMHC’s wanting to take communion to the sick should consult with the Pastor or Deacon in advance to receive additional instruction.

For more information on celebration of the Communion for the sick, please refer to the Diocese Guidelines, which are located on-line using the following url:

<https://www.rcbo.org/resource/guidelines-for-extraordinary-ministries-of-holy-communion>.

PURIFICATION OF THE SACRED VESSELS AFTER MASS

ALL EMHC's should return to the sacristy following the dismissal to purify and cleanse the chalices and ciboria.

Use the rubber gloves provided when purifying and cleaning the sacred vessels.

Do not allow jewelry such as rings and watches to come into contact with the interior of the chalices and ciboria during the purification process as they are easily scratched. If necessary, please remove the jewelry prior to the purification process.

PURIFICATION OF THE HOLY VESSELS

Place a small amount of water in one of the chalices and a ciborium.

Carefully swirl the water within the chalice and the ciborium, reserving one chalice to be last.

The contents may be poured from one chalice to another until all the chalices are purified.

The contents may be poured from one ciborium to another, with the contents of the final ciborium going into the reserved last chalice.

If there are a large number of particles from the hosts in a ciborium, it may be necessary to use additional water and transfer fluid to the remaining chalice separately for that ciborium.

All of the contents left in the final chalice must be consumed.

NOTE: Should any of the fluid be inadvertently spilled onto the countertop or the floor it should be blotted up with a purificator. DO NOT wipe down the entire countertop with the purificator. Use the towels for that purpose.

After the sacred vessels have been purified with water, they should be gently wiped dry with the purificators only.

The purificators should then be hung in the designated closet area.

CLEANSING OF THE SACRED VESSELS

After the purification has been completed, cleansing of the sacred vessels should be done with soap and water.

Do not submerge the sacred vessels in water.

Dry them with extreme care and gently with a towel and place them on the table for the next Mass or in the safe for storage.

Do not stack them in the safe.

PRAYER FOR EXTRAORDINARY MINISTERS OF HOLY COMMUNION

Heavenly Father, I thank you for calling me to serve You and Your people in this community as an extraordinary minister of the Eucharist. You know that I could never be worthy of such an exalted honor. Help me to be less unworthy by remaining free of sin. Let me nourish Your people with the witness of my life as I feed them with the Body of Christ. Grant Your strength and holiness to all Your extraordinary ministers and make them worthy to bring Christ to others. Amen.

READING RESOURCES

The Lamb's Supper: The Mass as Heaven on Earth, by Dr. Scott Hahn

Eucharistic Miracles, by Joan Carroll Cruz

Eucharist, by Bishop Robert Barron

Jesus and the Jewish Roots of the Eucharist: Unlocking the Secrets of the Last Supper, by Brant Pitre

Why I Am Still a Catholic: The Eucharist: My Anchor in the Whirlwind, by Elizabeth J Sikorski

NOTES:

REFLECTIONS FOR EUCHARISTIC MINISTERS BY FATHER AUSTEN FLEMING

Yours is a share in the work of the Lord's Spirit who makes of us one bread, one body, the cup of blessing which we bless.

Yours is the work of ministering Christ's body and blood to the body of Christ, the church.

Yours is service at the Lord's reconciling table.

You name for each of us the gifts we have offered and the gifts we receive;

"The Body of Christ, the Blood of Christ."

You minister holy food to holy people in the holiest of all communions.

Yours is the ministry of the One who was broken and poured out for our sakes; the ministry of Christ who is our Passover and our lasting peace.

Come to your work from your personal prayer, praying that the Lord will heal your brokenness as you break and pour out yourselves for others.

Remember the purity of the gifts you minister and how great is your need for the Lord's mercy.

Learn to love the Eucharist you minister let it heal the hurt your heart is slow to acknowledge.

Let it make you one with all that is living; let it help you revere all those whom you serve.

Ministers of the Eucharist are many; truly Communion Ministers are what you must become.

Let your service at the Lord's Table make of your life a table of mercy and welcome for all you know and meet.

In and outside the worship space, reverence those you serve as you would reverence the sacrament you minister.

When you minister to friends and family, remember that the greatest bond you share is in the Lord.

When you minister to visitors and strangers, reverence them as you would your closest friend.

When you minister to those with whom you are at odds, reverence them as the Lord does you in your sin.

Some will esteem you as "holy" because of the work you do remember that your holiness is the Lord's work within you.

When you are asked to serve at inconvenient times, let the needs of God's people be your first consideration.

When you begin to think that your ministry makes you an important person in the community, remember that what the Lord did at the table became a sign of the Cross.

When your brothers and sisters praise and thank you for your work, take delight in the communion you share with them in Christ and rejoice in the work the Lord has accomplished through you.

Be faithful in the work you do, for through it the Lord saves his people.